





# TERMLY SCHEME OF LEARNING - TERM 1

## COMPUTING- Basic 7

| Weeks | Strand  | Sub Strand  | Content Standard   | Indicators   | Resources   |
|-------|---|---|--|--|---|
|       | <br><b>Introduction to computing</b> | Components of Computers and Computer Systems<br> | B7.1.1.1. Identify parts of a computer and their uses                            | B7.1.1.1.1 Discuss the second and third generation of computers  |  |
|       |   |   | B7.1.1.2.Demonstrate the use of the features of the Windows Desktop              | B7.1.1.2 Demonstrate understanding of the use of input devices (wireless keyboard, and mouse, light pen, Touchscreen)<br>B7.1.1.2.1 Discover the new Windows Operating System (Start screen, Use of tiles, Taskbar <b>buttons</b> , <b>Preview thumbnails</b><br>B7.1.1.2.2 Practice file management techniques (file and folder management) |   |
|       |   | Technology in the community   | B7.1.2.1. Demonstrate the use of Technology in the community                     | B7.1.2.1.1. Describe and give examples of at least five technology tools for learning in each subject (e.g. spreadsheets, Encarta, virtual museum, scrabble, presentation, <b>scratch etc.</b> )   |   |
|       |   |   |  | B7.1.2.1.2. Demonstrate the use of at least three technology tools identified in<br>B7.1.2.1.3. Discuss the benefits of using technology tools in <b>learning</b>  |   |
|       | <br><b>Productivity Software</b>    | Health and Safety in using ICT tools  | B7.1.3.1. Demonstrate how to apply Health and Safety measures in using ICT Tools | B7.1.3.1.1 Describe Current Regulatory Requirements and Potential Computing-Related Disorders  |   |
|       |   | Introduction to Word Processing   | B7.2.1.1 Demonstrate how to use Microsoft Word (Editing)                         | B7.2.1.1.1. Demonstrate how to insert, select, delete, and move the text<br>B7.2.1.1.2. Demonstrate how to find and replace content and undo edited changes<br>B7.2.1.1.3. Demonstrate how to spell check, content translation, language <b>setting</b>  |   |
|       |   |   |  | B7.2.2.1.1. Explore features of MS PowerPoint's interface.   |   |
|       |   | Introduction to Presentation  | B7.2.2.1 Demonstrate how to use Microsoft PowerPoint (Editing)                   | B7.2.2.1.2. Demonstrate how to use Special Characters. Authora7-slide presentation in MS-PowerPoint using the tools of the Editing <b>group</b> .  |   |